



MGA PAALALA PANG-KALIGTASAN PARA SA MGA TRUCK DRIVER

MGA ALITUNTUNING PANGKALIGTASAN SA LOOB NG TERMINAL

Layunin:

- **Magkakaroon ng kaalaman tungkol sa mga patakaran at regulasyon sa loob ng terminal,**
- **Maipapaliwanag kung bakit kailangang sumunod sa mga patakaran at regulasyong ito,**
- **Matutukoy ang mga hazards o panganib sa loob ng pantalan at trabahong inyong gagampanan at kung paano ito makontrol o maiiwasan, at**
- **Maipapaliwanag kung ano ang gagawin kung sakaling magkaroon ng sakuna or emergency.**

Ang truck at trailer ay kinakailangang nasa maayos na kundisyon upang makaiwas sa abala at aksidente.

☒ **B**rakes

☒ **L**ights

☒ **O**il

☒ **W**ater

☒ **B**attery

☒ **A**ir

☒ **G**as

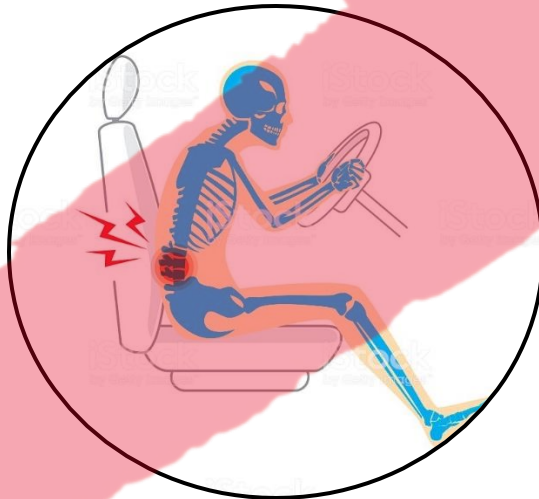
☒ **E**ngine

☒ **T**ools


☒ **S**elf



Siguraduhing nasa tamang kundisyon ang pangangatawan kapag magmamaneho



Ano ang maaaring maging resulta kung ang driver ay wala sa kundisyon upang magmaneho?



Magsuot ng mga pangunahing proteksiyon sa katawan



Hard Hat



High Visibility Vest



Safety Shoes



Mahigpit na ipinagbabawal ang pagsusuot ng sando, shorts, sandals o tsinelas

Mga Paalala Habang Nasa Loob Ng Terminal



**Ang maximum speed limit
sa loob ng terminal ay
20KPH.**

**Hindi pahihintulutang
makapasok sa terminal ang
sinumang nasa impluwensiya
ng alak at droga.**



Mga Paalala Habang Nasa Loob Ng Terminal



Ang paggamit ng cellphone habang nagmamaneho ay maaring magdulot ng isang sakuna.



Mga Paalala Habang Nasa Loob Ng Terminal



Iminumungkahi ng MICT na maglagay ng isang maayos na trash bin sa loob ng inyong truck.



Ang pagkakalat ng basura sa loob at labas ng terminal ay mahigpit na ipinagbabawal

Mga Paalala Habang Nasa Loob Ng Terminal

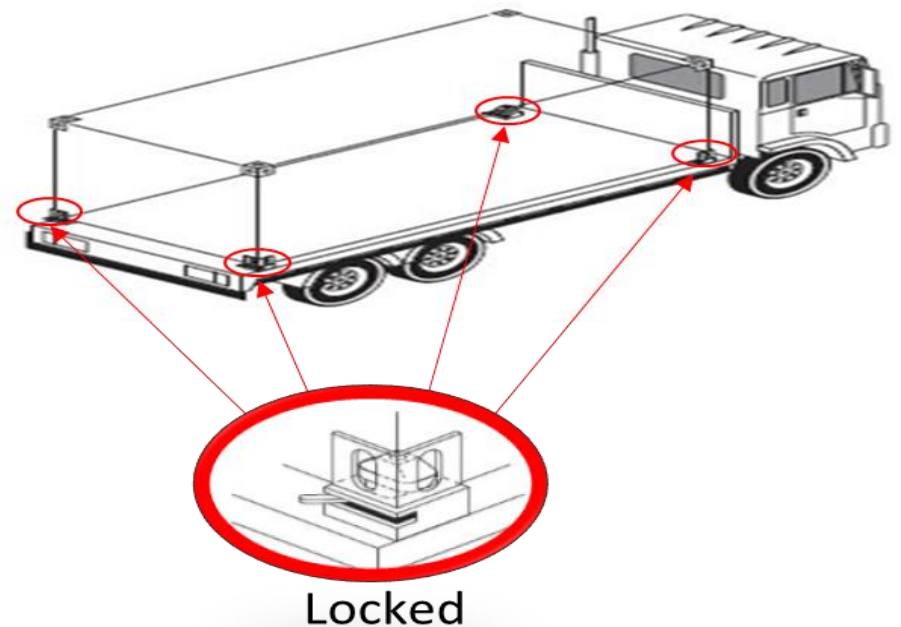


Ang paninigarilyo ay mahigpit na ipinagbabawal, dahil ito ay maaring pagmulan ng sunog.



Mga Paala-ala Habang Nasa Loob Ng Terminal

Ang pagbaba ng driver sa kanilang truck ay mahigpit na ipinagbabawal maliban na lamang kung sila ay maglolock o unlock ng chassis twistlock.



Ano ang inyong napansin?



Mga Karagdagang Bagay Na Dapat Isaalang-alang:



- **Siguraduhing angkop at nasa maayos na kondisyon ang chassis na gagamitin.**



- **Maging maingat sa pagmamaneho lalo na kung ang dalang kargamento ay hazardous cargo.**



Mga Karagdagang Bagay Na Dapat Isaalang-alang:



Panatilihing nakabukas ang headlights ng truck kung gabi. Huwag basta umasa lamang sa ilaw ng terminal.



Ugaliin ang pagsusuot ng seatbelt



Mga Karagdagang Bagay Na Dapat Isaalang-alang:



→ **Siguraduhing tama ang container na ikinarga sa inyong truck base sa inyong gate pass.**



→ **Siguraduhing may selyo ang import loaded container na ikinarga sa inyong truck. Magreport sa Safety kung napansing wala o putol ang selyo ng container at ipagbigay alam ito sa inyong broker.**




→ **Kundisyon ng container. Magreport sa Gates Personnel kung may napansing may sirang container na ikinarga sa inyong trak.**




Bawal harangan ang dinaraan ng RTG. Ang operator ng RTG ay di ka nakikita.



Huminto bago sa nakapintang pulang linya. Tingnan ang paligid kung may papatawid na RTG .



Mamalagi sa loob ng mga linya o “Truck Lane” para sa inyo.



RTG vs Outside Truck



RTG vs Outside Truck




Maaring pindutin ang **Emergency Stop Button** kung may nakaambang sakuna na matatagpuan sa magkabilang parte ng RTG



Electrical Side

Engine Side



Mahigpit na ipinagbabawal ang pagparada ng anumang sasakyan malapit sa quay crane.



➔ **Ipinagbabawal ang pagdaan ng mga outside truck sa ilalim ng Quay Crane o sa pagitan ng riles nito.**

Magbigay ng karampatang distansya sa ibang ekwipo tulad ng sidelifter at reach stacker.





Table of Violations & Corresponding Penalties for Outside Truck Drivers



Code	Light Offenses	Penalty
L1	Disregarding traffic signs/signals	A
L2	Disembarking on No-Disembarking Zones	A
L3	No OR/CR	A
L4	In violation of No Rider Policy	A
L5	Driving against the traffic/counter flowing/entry to one-way traffic	A
L6	Using mobile and handheld devices while driving	A
L7	Blocking pedestrian lanes	A
L8	In violation of prescribed PPE (personal protective equipment) Policy (no hard hat, visibility vest, closed shoes)	A
L9	In violation of prescribed dress code (i.e. no wearing of sandos, short pants, and slippers/sandals)	A
L10	Over-speeding (speed limit inside terminal premises is 20 kph)	A
L11	Non-wearing of seatbelts	A
L12	Littering	A
L13	Stalled vehicle causing obstruction of roadways	A
L14	Unsafe act resulting to damage to property (cost of repairing damage is <Php20,000)	A

Table of Violations & Corresponding Penalties for Outside Truck Drivers



Code	Serious Offenses	Penalty
S1	Unsafe act resulting to damage to property (cost of repairing damage is Php20,000 to Php100,000)	B
S2	Obstruction of RTG and Quay Crane path / lane	B
S3	Unsafe act resulting to damage to RTG	B
S4	In violation of No Smoking Policy	B
S5	Loitering / unauthorized entry into restricted areas	B
S6	Illegal parking	B
S7	Abandonment of vehicle	B
S8	Reckless driving (e.g. cutting blind corners, speeding around sharp corners, dangerous overtaking)	B
S9	Intentionally failing to attend a mandated safety induction and/or re-orientation	B
S10	Driving without a valid driver's license or driving with an expired driver's license	B
S11	Disrespecting personnel in authority (i.e. Operations personnel, Safety, Security and Traffic Enforcers)	B

Table of Violations & Corresponding Penalties for Outside Truck Drivers



Code	Grave Offenses	Penalty
G1	Unsafe act resulting to injury or fatality	C
G2	Unsafe act resulting to damage to Quay Crane	C
G3	Unsafe act resulting to damage to property (cost of repairing damage is above Php100,000)	C
G4	Driving with a fake driver's license	C
G5	Failure or unwillingness to cooperate during incident investigations (includes giving false information)	C
G6	Driving under the influence of illegal drugs and/or alcohol	C
G7	Any act of violence, physical attack or any hostile physical contact such as hitting, kicking, and/or throwing of objects	C
G8	Possession and/or use of deadly weapons	C
G9	Tipping	C

Schedule of Penalties		
A (Light Offenses)	1st Offense	Stern Warning + Safety Re-orientation
	2nd Offense	5 Days Ban + Safety Re-orientation
	3rd Offense	15 Days Ban + Safety Re-orientation
	4th Offense	Permanently banned from entering MICT facilities
B (Serious Offenses)	1st Offense	5 Days Ban + Safety Re-orientation
	2nd Offense	15 Days Ban + Safety Re-orientation
	3rd Offense	Permanently banned from entering MICT facilities
C (Grave Offenses)	1st Offense	Permanently banned from entering MICT facilities

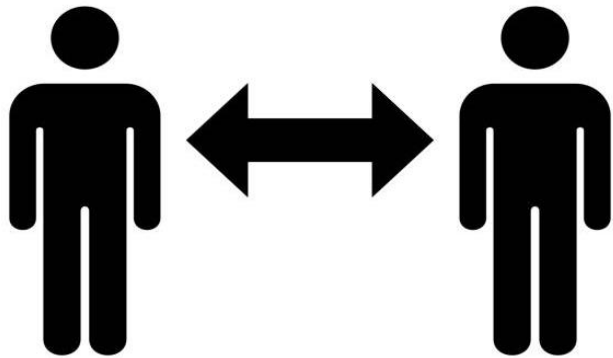
MGA DAPAT GAWIN UPANG MAKONTROL ANG COVID-19



Ugaliing mag-suot ng face mask at face shield.



Ugaliing maghugas at mag-disinfect ng kamay.



Pagpapanatali ng isa hanggang dalawang metro (1-2 meters) dapat ang layo sa ibang tao.



Pagkain ng masusustansyang pagkain at pagkakaroon ng sapat na tulog.

**Anumang insidentena may kaugnayan sa
kaligtasan ay maaring ipagbigay ICTSI-MICT
HSE Office**



**EMERGENCY
HOTLINE**

Local 140

Tel. No. 8-247-8075

Local 2177 o 2173

Sample Truck Location Instruction

Truck Location Instruction

Date: 01/01/20

Time: 12:20:50

Plate No.: XXX 123

RECEIVEING

CONTAINER NO.: OOLU1234567

CY LOCATION: 2A0506

DELIVERY

CONTAINER NO.: NYKU1234567


CY LOCATION: 5M0102A5

5M 0102



BLOCK

BAY NO.

Block

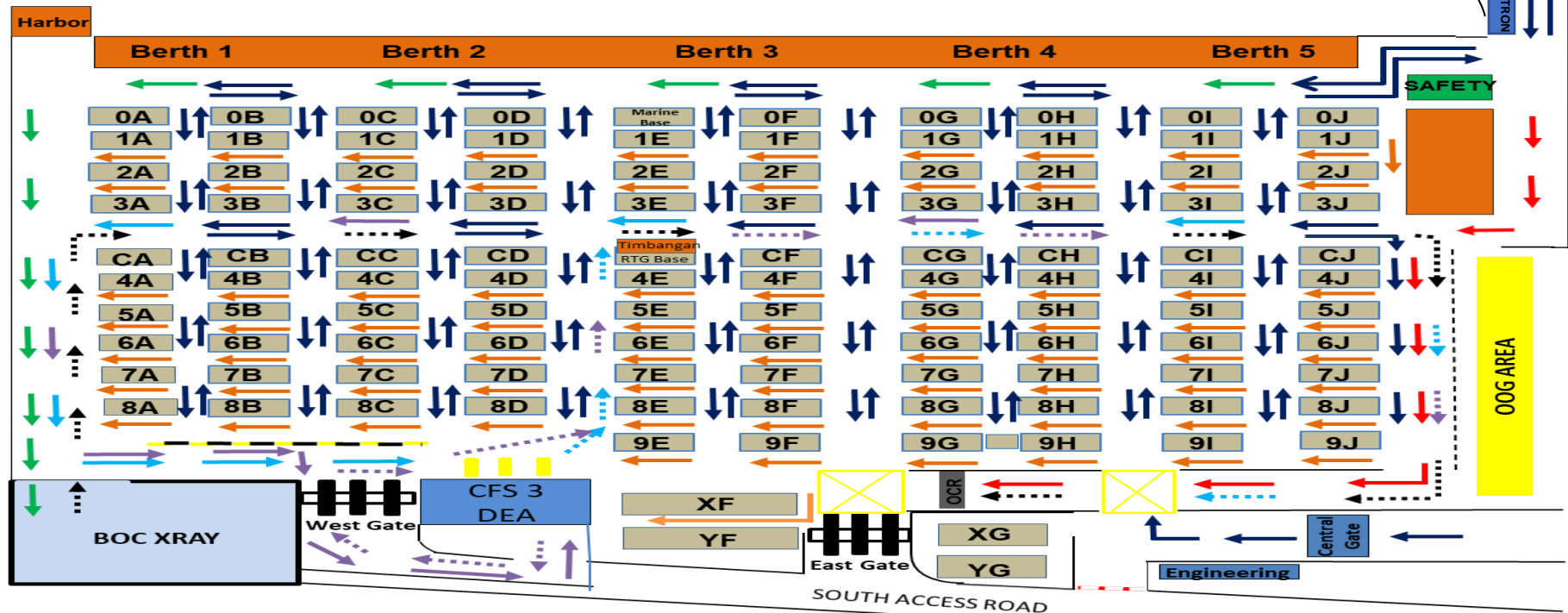
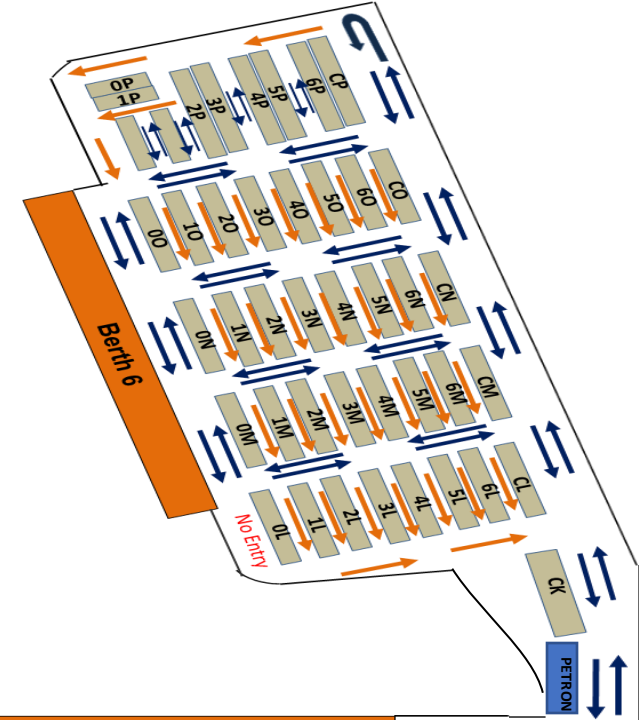


Bay Number



ICTSI-MICT TRAFFIC ROUTE FOR OUTSIDE TRUCKS

- TRUCK PAPUNTANG LOKASYON
- ONE WAY ONLY
- TRUCK PAPUNTANG BOC XRAY
- TRUCK MATAPOS ANG XRAY
- TRUCK PAPUNTANG DEA
- TRUCK MATAPOS ANG DEA
- PAPALABAS NA TRUCK NA WALANG XRAY O DEA
- TRUCK PAPUNTANG REEFER EXAMINATION AREA
- TRUCK MATAPOS ANG REEFER EXAMINATION





Thank you